

GIULIA Toilet Item #5051WC

Features:

- Porcelain toilet with composite seat cover
- Wall-hung installation
- Requires concealed flushing system and flush actuator (sold separately)
- Soft-closing seat cover is included
- ADA compliant if installed according to section 604.2 through 604.8. of ADA Standards for Accessible Design



Recommended Accessories:

- Item #GE111335005: Geberit concealed tank & carrier system for wall-hung toilets
 - Dual flush system 1.6 gpf and 0.8 gpf
 - Requires dual-flush actuator
- Item #GE115770: Geberit Sigma01 dual-flush actuator
 - Finish options: Polished Chrome (CR), White (001)
- Item #GE115778: Geberit Sigma20 dual-flush actuator
 - Finish options: Polished Chrome (CR), White (001)
- Item #GE115788: Geberit Sigma50 dual-flush actuator
 - Finish: smoke satin glass and brushed stainless steel buttons
- Item #2959: Wood box for in-wall tank and carrier.
 - Available in all Lacava wood finishes

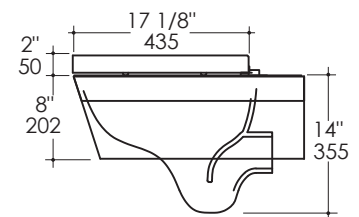
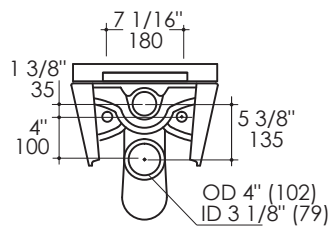
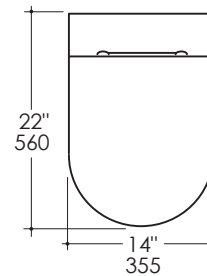
Product Specifications:

Finish Options:

001 - White

Parts:

5051CW - Replacement seat cover



Notes:

Drawings provided herein are meant to give the user an idea of the product and are not made to scale. The size in inches is rounded up to the nearest 1/16". Slight variances can often occur with porcelain and woodwork. Therefore, LACAVA will not be held responsible for any cutouts, countertops, or furniture made without the actual product or template from LACAVA. Plumbing specifications are only a guideline and may need to be altered based on the application.

LACAVA is committed to the highest level of customer service. Please feel free to contact us at 1-888-522-2823 (toll free) or by email at info@lacava.com for technical assistance or any general inquiries.

Rev. 5-9-2016