

# LACAVA

## FLOU built-in thermostatic valve with 2-way diverter 41TH2.L.O, 41TH2S.L.O

### Specifications:

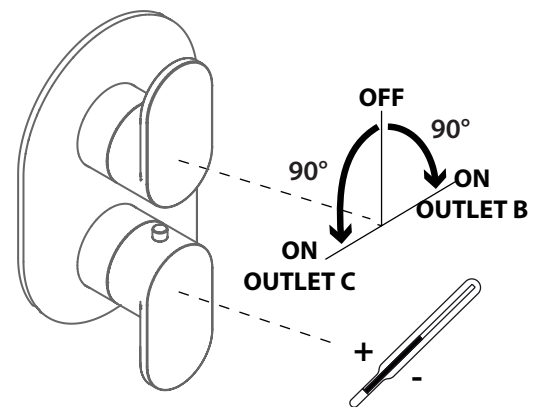
<b>Installation:</b>	built-in wall mount
<b>Exterior Dimensions:</b>	W: 5 1/8" H: 7 1/4"
<b>Material:</b>	solid brass construction with thermostatic cartridge and diverter ceramic cartridge with 2-way out
<b>Water use:</b>	7.1 GPM (43.5 PSI)
<b>Finishes:</b>	CR - polished chrome NI - brushed nickel 44 - matte black
<b>Fittings included:</b>	41TH2.L.O non-sharing diverter valve: # VTH2.1 - rough-in with non-sharing diverter and trim # 41TH2.L.O-A 41TH2S.L.O sharing diverter valve: # VTH2S - rough-in with sharing diverter and trim # 41TH2S.L.O-A
<b>Tile opening max size:</b>	W: 4 3/8" H: 5 3/4"



### NON-SHARING

### Features:

- unibody thermostatic valve with 2-way diverter and OFF function
- lever handles and rectangular backplate
- non-sharing 2-way diverter valve with 180° rotating angle # VTH2.1
- sharing 2-way diverter valve with 360° rotating angle # VTH2S
- 3/4" NPT water in and 1/2" OUT connections (outlet B and C)
- anti-scald protection & temperature regulation
- water temperature set to 100°F
- screwdriver service stops
- separate check valves with filters for easy servicing
- finished wall must be flush with mudguard as marked
- 1 1/8" extension kit available



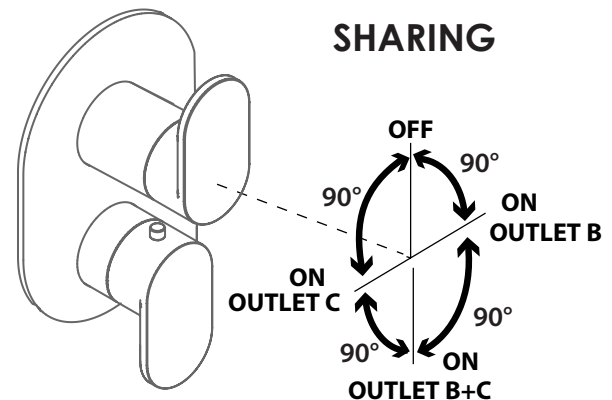
### Codes + Standards:

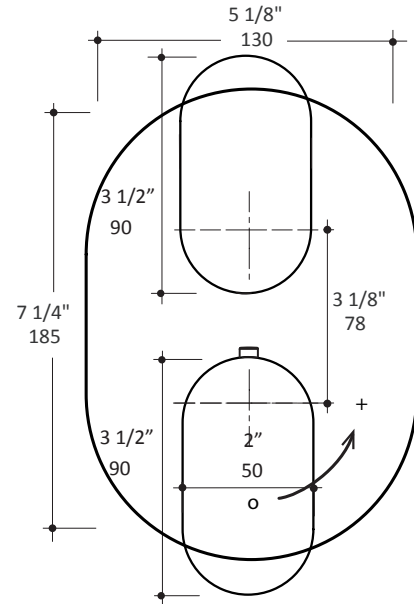
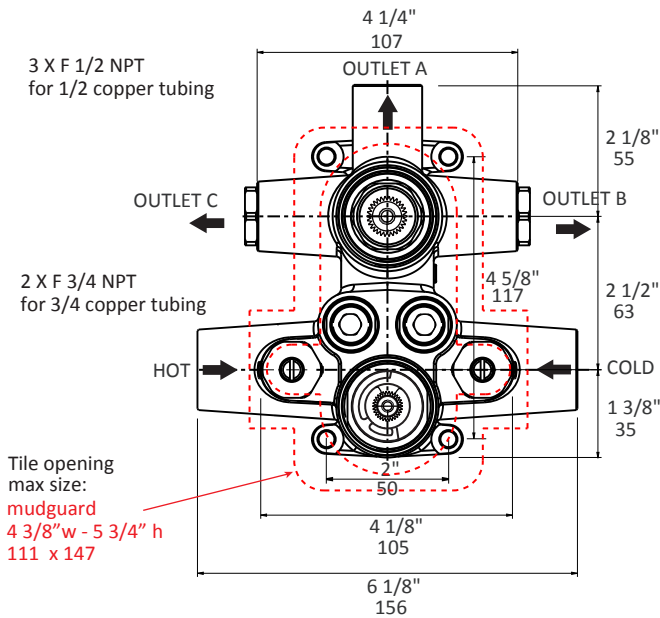
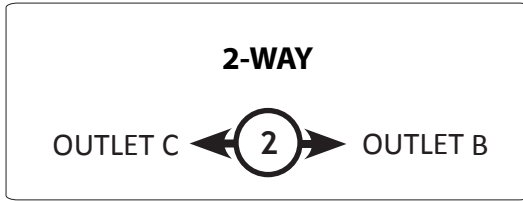
- Meets and exceeds applicable national codes and standards
  - ASME A112.18.1/CSA B125.1
  - ASSE 1016/ASME A112.1016/CSA B125.16.
  - CAL-Green compliant (non-sharing valves)

**ADA** compliant when installed to specific requirements of this regulation

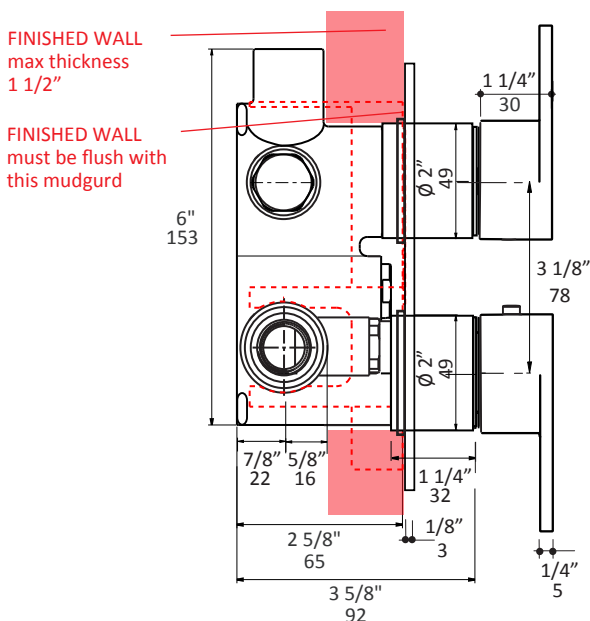
### Recommended Items:

- Replacement parts:
  - VD2-C- diverter cartridge, non-sharing
  - VD2S-C- diverter cartridge, sharing
  - R039 thermostatic cartridge
  - VTH1.1-EX 1 1/8" extension kit for non-sharing valve
  - VTH3.1-EX 1 1/8" extension kit for sharing valve

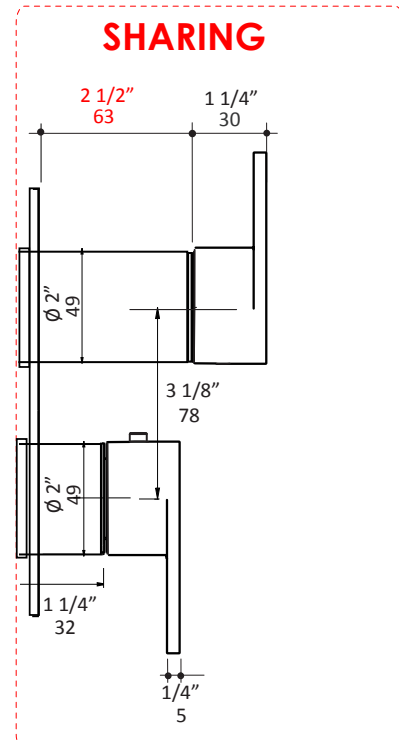




### NON-SHARING



### SHARING



LACAVA reserves the right to revise any dimension or information on this sheet without notice. Dimensions are nominal and may vary within an industry accepted tolerance of 1/4". Drawings provided herein are meant to give the user an idea of the product and are not made to scale. Location of plumbing is meant for reference, your specific application may vary. Revised: 07/31/2024